

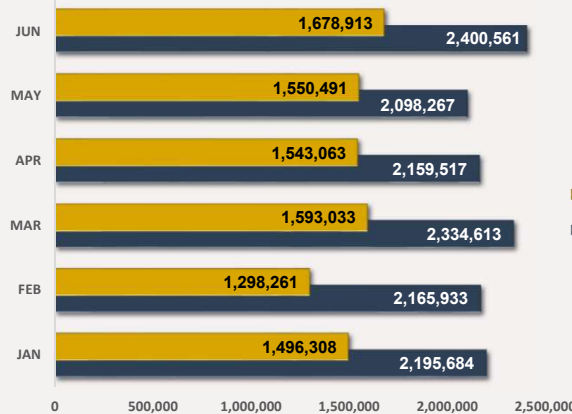
# MALAYSIA

## TOURISM HIGHLIGHTS JANUARY – JUNE 2023


### TOURIST ARRIVALS

**2023 – 9,160,069**  
**2022 – 2,132,160**  
**2019 – 13,354,575**

TOURIST ARRIVALS TO MALAYSIA 2023



### TOP 5 ARRIVALS



JAN – JUNE  
2023 vs 2022

**329.6%**

JAN – JUNE  
2023 vs 2019

**-31.4%**

### TOURIST EXPENDITURES (IN MILLION)

**2023 – RM 30,120.0**  
**2022 – RM 6,213.17**  
**2019 – RM 41,687.0**

JAN – JUNE  
2023 vs 2022

**384.8%**

JAN – JUNE  
2023 vs 2019

**-27.7%**

JAN – JUNE  
2023 vs 2022

**12.8%**

JAN – JUNE  
2023 vs 2019


**5.3%**

### PER CAPITA EXPENDITURES

**2023 – RM 3,288.19**  
**2022 – RM 2,914.02**  
**2019 – RM 3,121.60**

### EXCURSIONIST ARRIVALS

#### TOP 5 ARRIVALS



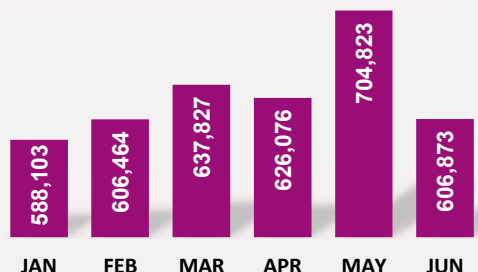
JAN – JUNE  
2023 vs 2022

**326.5%**

JAN – JUNE  
2023 vs 2019

**-17.9%**

EXCURSIONIST ARRIVALS TO MALAYSIA 2023



**2023 – 3,770,166**  
**2022 – 883,953**  
**2019 – 4,592,664**